



GRADING SCALE

On Moodle there are different default grading scales for various activities.

It is possible to create customized grading scales.

It is useful to identify scales with specific names: their names will appear on the dropdown list of grading scales available and on help pages.

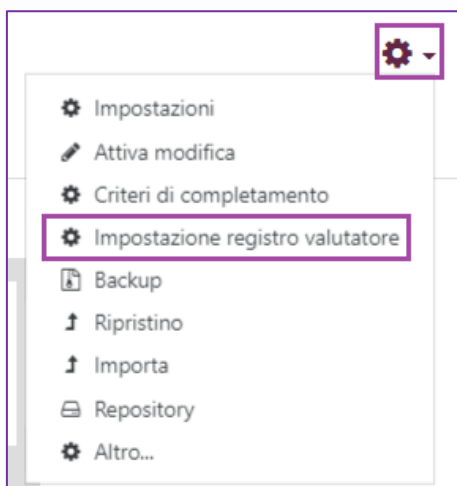
Grading scales can be defined by a list of words separated by commas ranging from a minimum to a maximum grading value. For example:

Critically below level, insufficient, sufficient, good, very good, excellent

Customised grading scales may include a description of their meaning and suggestions on how to use them. This description will appear on instructors and students' help page.

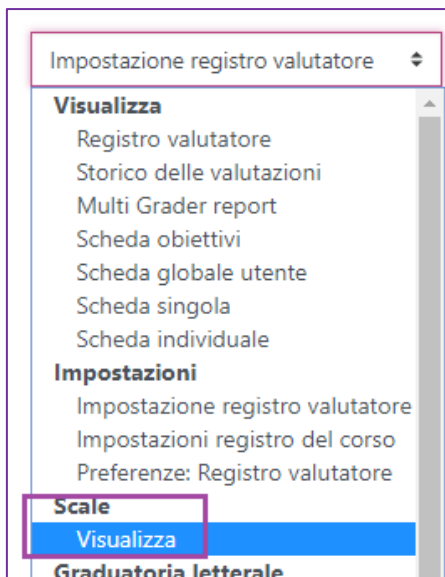
[How to create a customised grading scale](#)

Go to your course homepage; on the top right corner of the page, select tab *Settings > Gradebook setup*

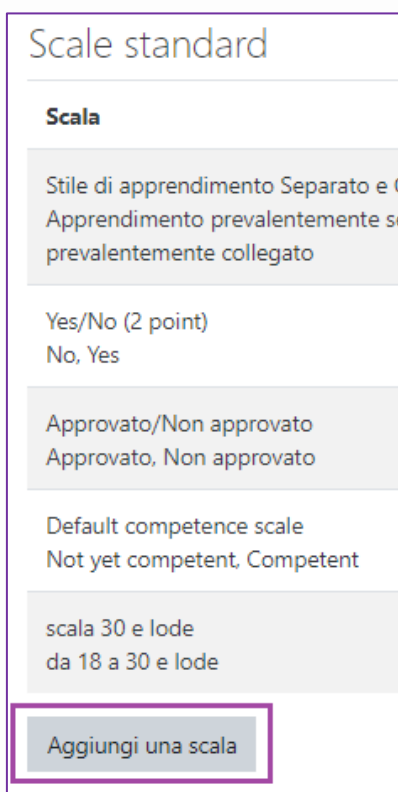




From the dropdown menu select *Scale > View*



Select > *Add scale*





Type the name and comments or marks separated by a comma, then save changes.

Scala

Nome ! scala mia

Scala standard ?

Scala ! ? 1,2,3,4

The grading scale you created will appear in the list of scales available.

Visualizza

Scale del corso

Scale personalizzate

Scala
scala mia 1, 2, 3, 4

For further information:

Didattica OnLine

Divisione Centro Linguistico Test Center e Didattica Online

Direzione Didattica e Servizi agli Studenti

Università degli Studi di Trento

tel. +39 0461 283316

uff.didatticaonline@unitn.it